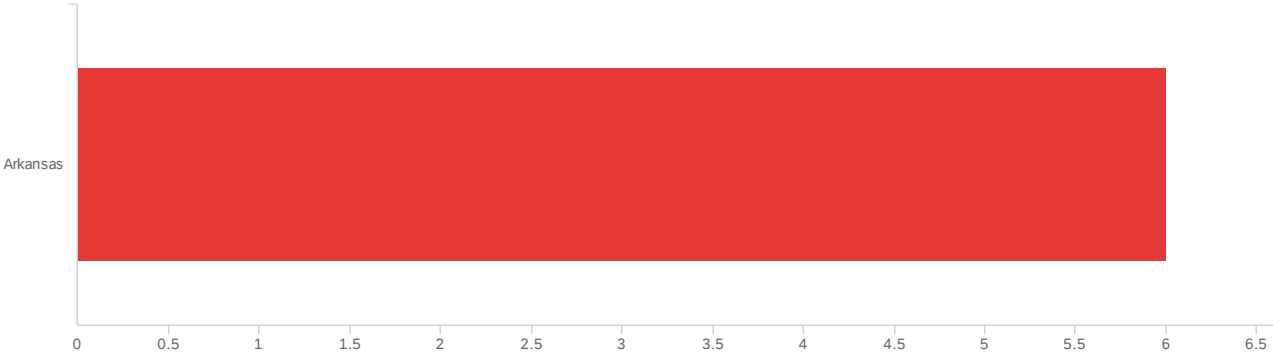


Arkansas ABA FLA Survey #1

ABA FLA Survey #1

October 1, 2021 11:08 AM CDT

Q17 - Which ABA Free Legal Answers site did you use?

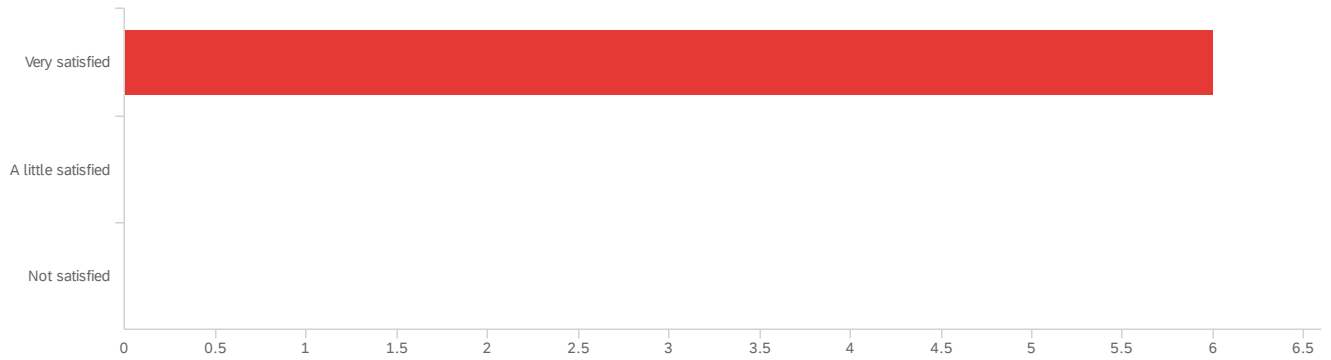


#	Field	Choice Count
4	Arkansas	100.00% 6

Showing rows 1 - 1 of 1

Q18 - In general, how satisfied are you with the help you received from ABA Free Legal

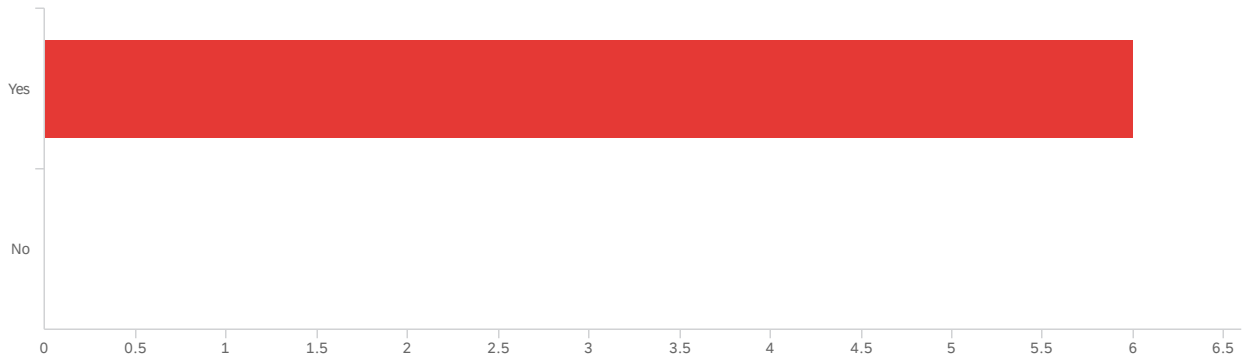
Answers?



#	Field	Choice Count
17	Very satisfied	100.00% 6
18	A little satisfied	0.00% 0
19	Not satisfied	0.00% 0
		6

Showing rows 1 - 4 of 4

Q4 - ABA Free Legal Answers helped me get information that I would not have been able to afford otherwise.

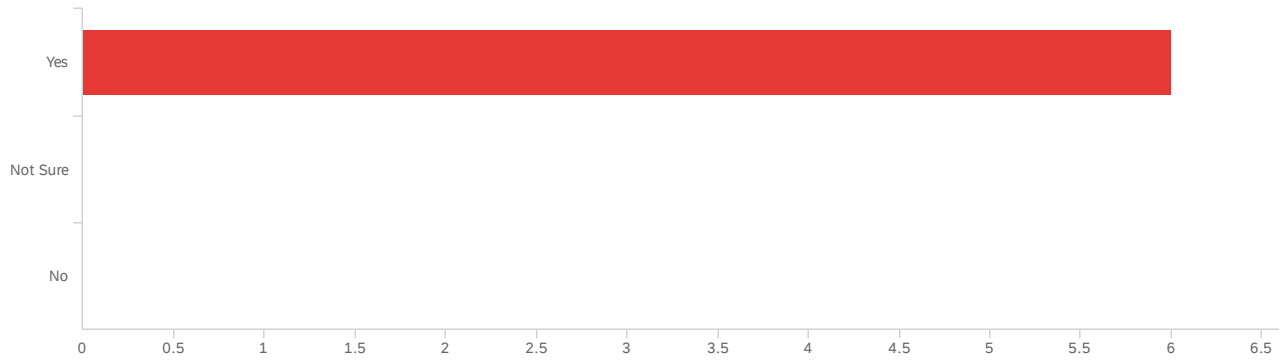


#	Field	Choice Count
24	Yes	100.00% 6
25	No	0.00% 0

6

Showing rows 1 - 3 of 3

Q5 - I received enough advice from ABA Free Legal Answers in answer to the situation I described in my question to help me understand my legal rights and options.



#	Field	Choice Count
4	Yes	100.00% 6
5	Not Sure	0.00% 0
6	No	0.00% 0
		6

Showing rows 1 - 4 of 4

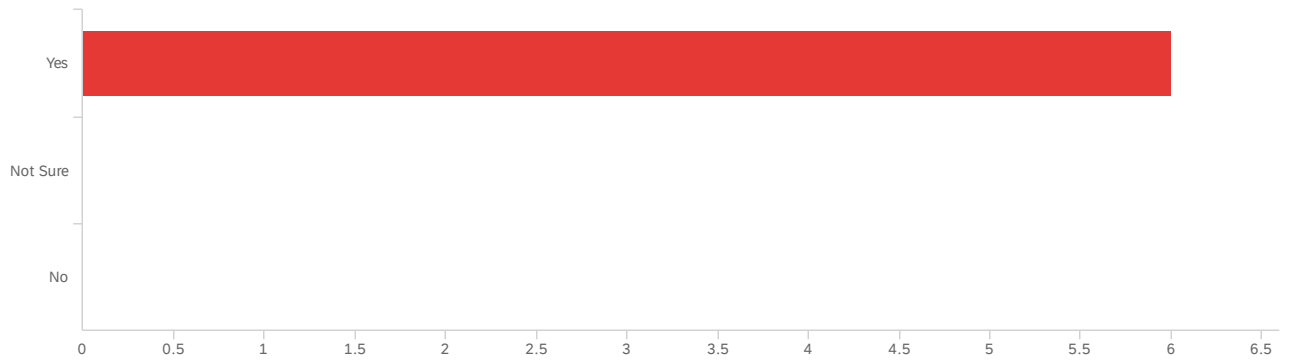
Q19 - Comments

Comments

I am very satisfied with the help I received.

I can't say enough good things about my experience. In addition to the excellent communication, the attorney attached the relevant law passed by the AR Supreme Court that SOLVED my problem because I was able to present it to the judge's clerk who didn't know the law and had told me I had no right to something that I had read I did! I am blown away by this positive experience. It is as rare as a white elephant to receive a service that is this good and addresses your need--whether you pay for it or not, but especially when you live below the federal poverty line. I want to send the attorney flowers! And I am a grumpy person! I never shower praises! Or use lots of exclamation points!

Q6 - I was able to understand what the attorney said.



#	Field	Choice	Count
5	Yes	100.00%	6
6	Not Sure	0.00%	0
7	No	0.00%	0
			6

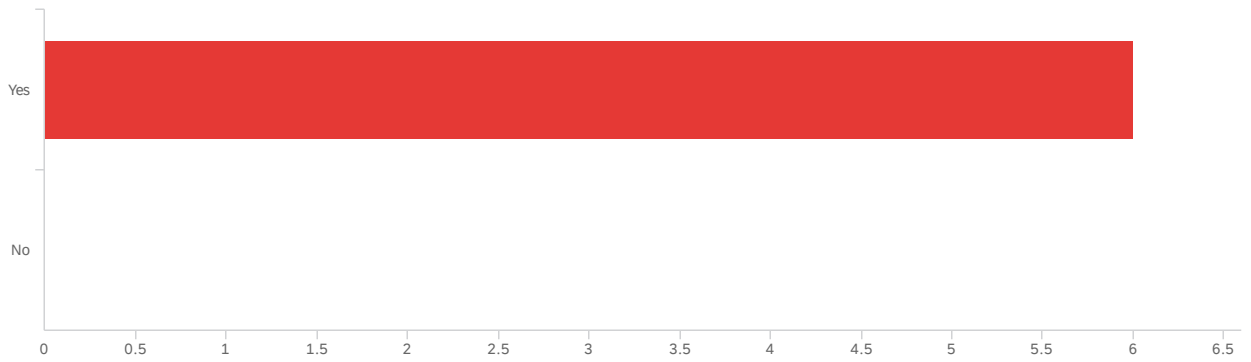
Showing rows 1 - 4 of 4

Q20 - Comments

Comments

Outstanding communication. I can't say enough good things about the communication from this attorney who responded fully and explained things lucidly.

Q10 - The website was easy to use.

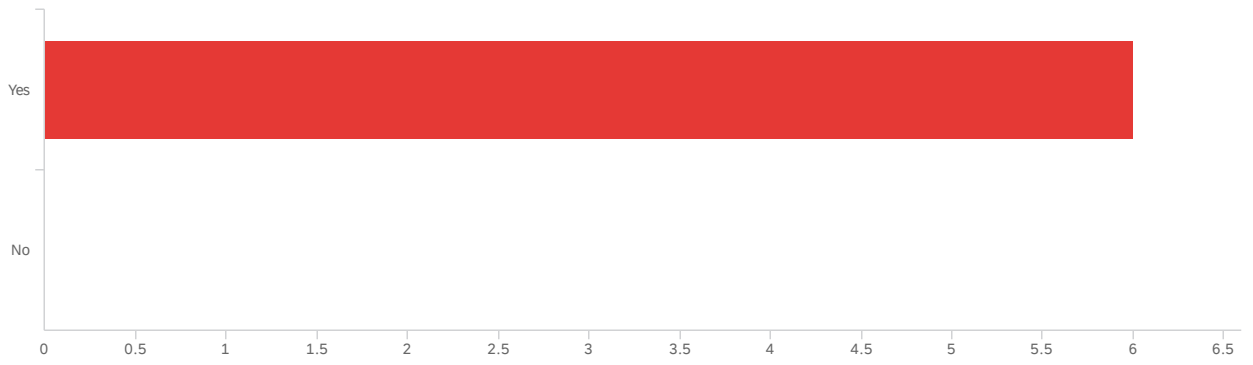


#	Field	Choice	Count
1	Yes	100.00%	6
2	No	0.00%	0

6

Showing rows 1 - 3 of 3

Q11 - I got a response in a timely manner.

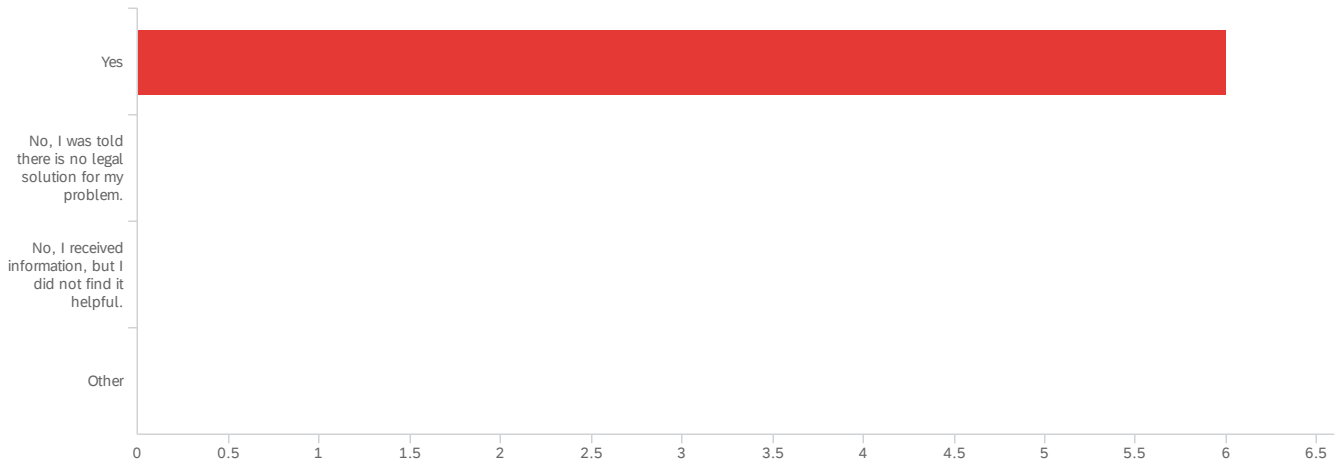


#	Field	Choice	Count
1	Yes	100.00%	6
2	No	0.00%	0

6

Showing rows 1 - 3 of 3

Q14 - Do you believe that the information or advice you received will help you address your legal problem?



#	Field	Choice Count
16	Yes	100.00% 6
17	No, I was told there is no legal solution for my problem.	0.00% 0
18	No, I received information, but I did not find it helpful.	0.00% 0
19	Other	0.00% 0

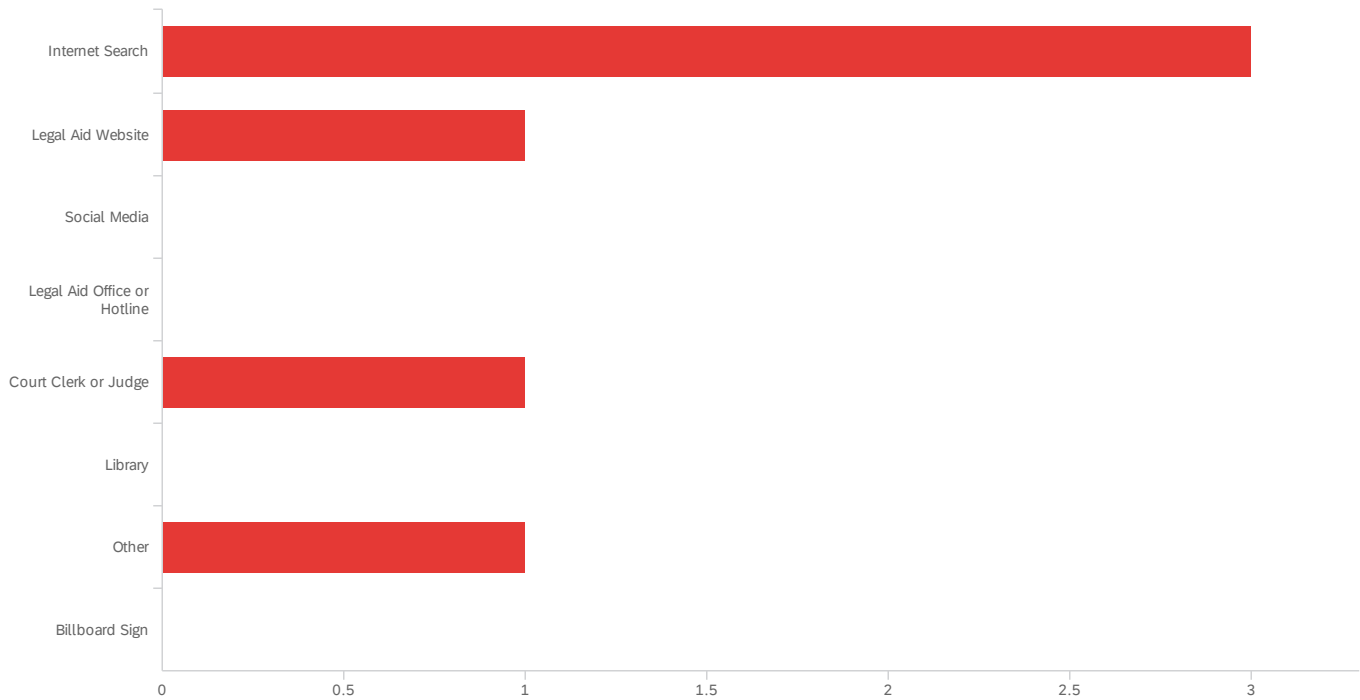
6

Showing rows 1 - 5 of 5

Other

Other

Q21 - How did you hear about ABA Free Legal Answers?



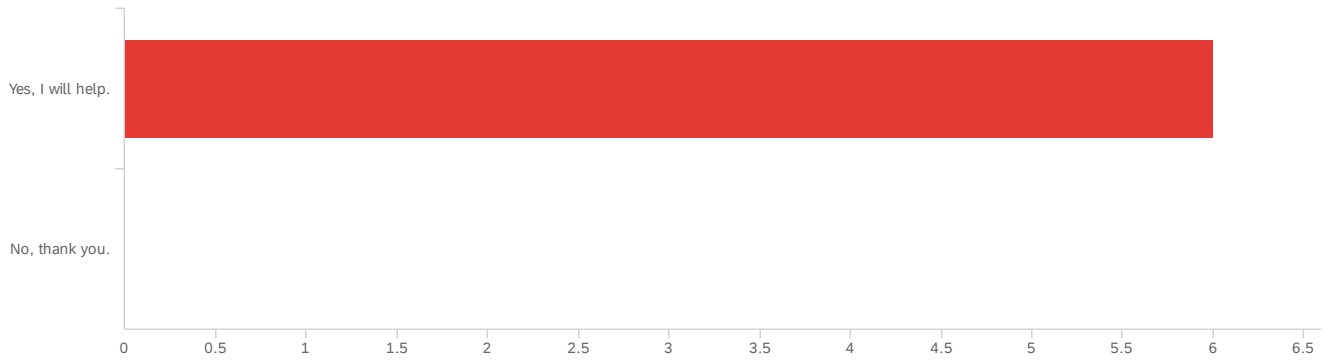
#	Field	Minimum	Maximum	Mean	Std Deviation	Variance	Count
1	How did you hear about ABA Free Legal Answers? - Selected Choice	16.00	22.00	17.83	2.34	5.47	6

#	Field	Choice Count
16	Internet Search	50.00% 3
17	Legal Aid Website	16.67% 1
18	Social Media	0.00% 0
19	Legal Aid Office or Hotline	0.00% 0
20	Court Clerk or Judge	16.67% 1
21	Library	0.00% 0
22	Other	16.67% 1
23	Billboard Sign	0.00% 0

Other

Recommended by a fellow student

Q15 - To help us understand more about how our service helps different users, would you be willing to answer some optional questions about you? Your information is confidential and anonymous.



#	Field	Choice Count
1	Yes, I will help.	100.00% 6
3	No, thank you.	0.00% 0

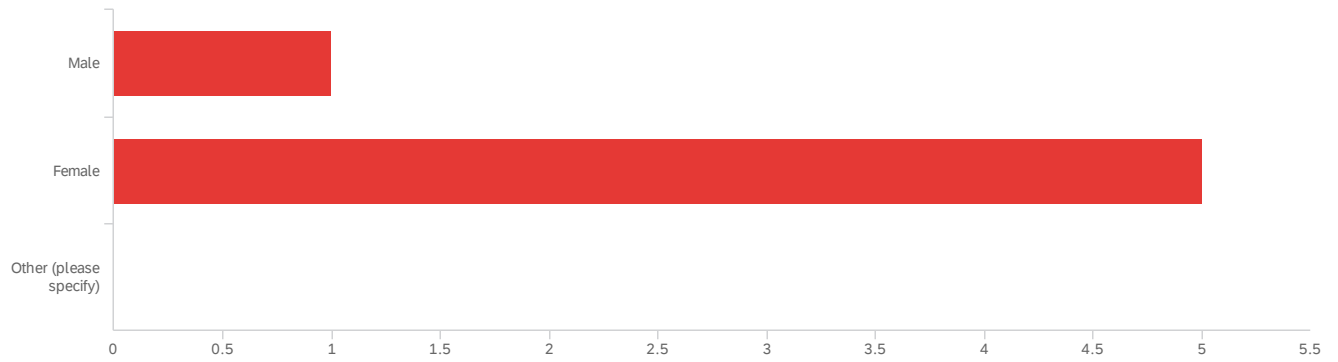
6

Showing rows 1 - 3 of 3

Q21 - If you have any additional comments, please enter below.

If you have any additional comments, please enter below.

Q16 - Please indicate your gender below.



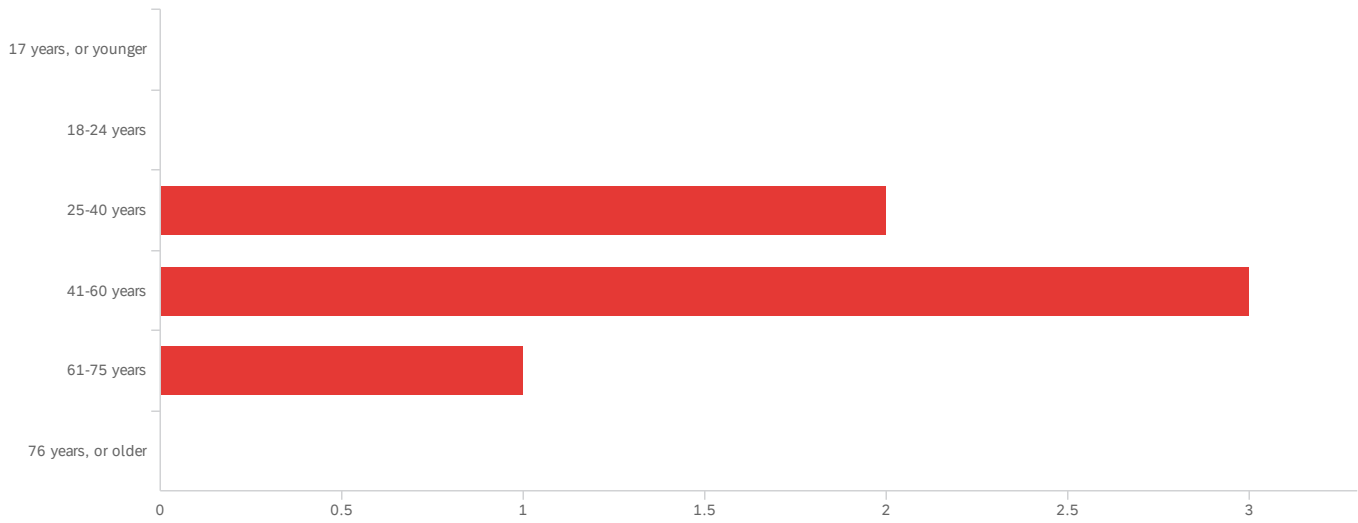
#	Field	Choice Count
1	Male	16.67% 1
2	Female	83.33% 5
3	Other (please specify)	0.00% 0
		6

Showing rows 1 - 4 of 4

Other (please specify)

Other (please specify)

Q22 - Please indicate your age below.

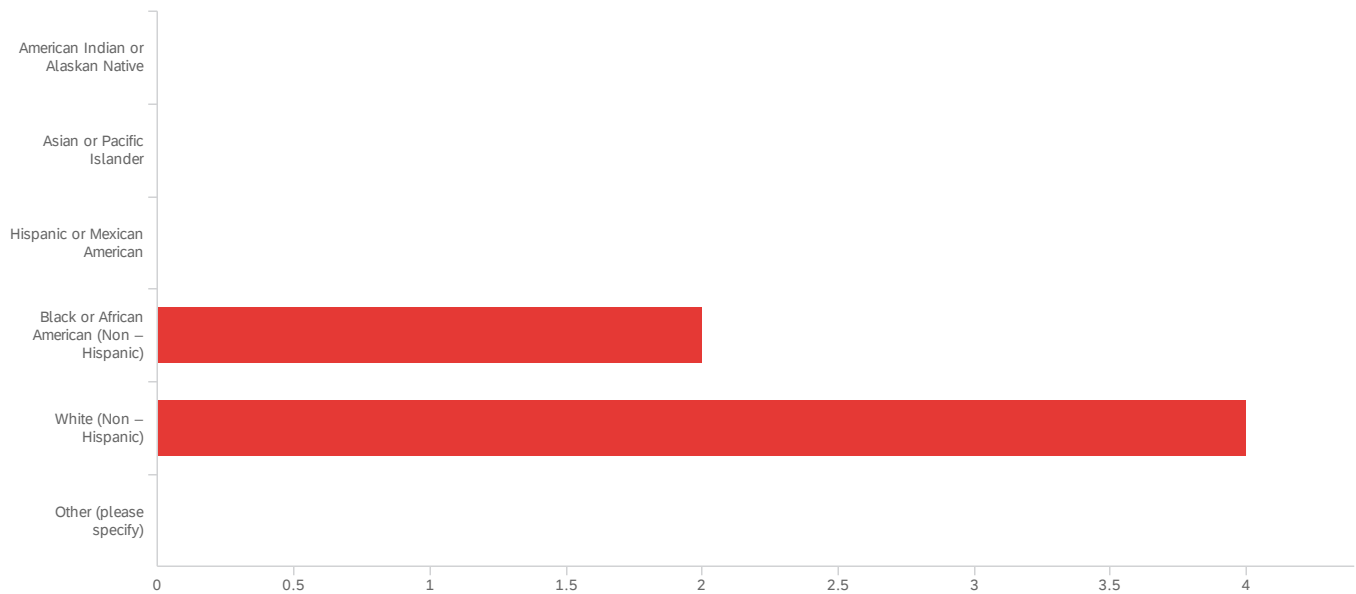


#	Field	Choice Count
22	17 years, or younger	0.00% 0
23	18-24 years	0.00% 0
24	25-40 years	33.33% 2
25	41-60 years	50.00% 3
26	61-75 years	16.67% 1
27	76 years, or older	0.00% 0

6

Showing rows 1 - 7 of 7

Q23 - Please indicate your ethnicity below.



#	Field	Choice Count
4	American Indian or Alaskan Native	0.00% 0
5	Asian or Pacific Islander	0.00% 0
6	Hispanic or Mexican American	0.00% 0
7	Black or African American (Non – Hispanic)	33.33% 2
8	White (Non – Hispanic)	66.67% 4
9	Other (please specify)	0.00% 0

6

Showing rows 1 - 7 of 7

Other (please specify)

Other (please specify)

Q24 - If you have any additional comments, please enter below.

If you have any additional comments, please enter below.

End of Report